

HOPPER FEEDER

OPERATION'S MANUAL



The total or partial reproduction of this manual
is prohibited by any means, whether printed or electronic;
without the prior, express and written authorization of the author.

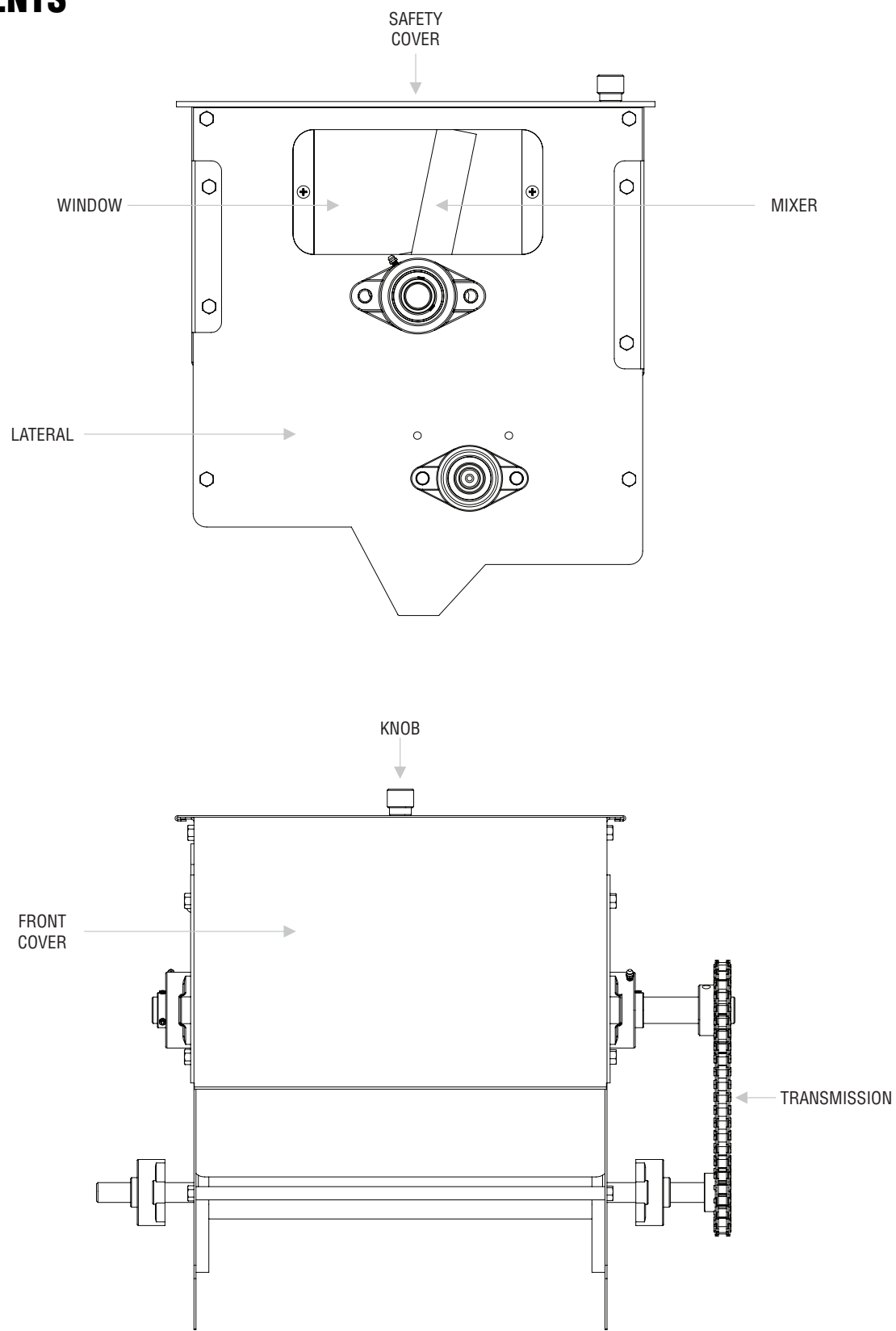
HOPPER FEEDER

OPERATION'S MANUAL

INDEX

COMPONENTS.....	4
CLEANING AND MAINTENANCE.....	5

COMPONENTS



HOPPER FEEDER

OPERATION'S MANUAL

CLEANING PROCEDURE



1

Slide the safety cover




2

Remove front cover screws



3

Remove front cover



4

Inspection



5

Spray water in the feeder



6

Clean the feeder with a cloth

HOPPER FEEDER

OPERATION'S MANUAL




7

Check that the feeder is clean



8

Spray water on cover



9

Clean the cover with cloth



10

Place the cover on the feeder



11

Place screws



12

Tighten screws



13

Slide safety cover



HEADQUARTERS

AV. INDUSTRIAS #3655, ZONA INDUSTRIAL
CP 78395 SAN LUIS POTOSÍ, SLP. MÉXICO



444 127 11 80



444 129 29 79

info@manufacturaslenin.mx

MEXICANTORTILLAMACHINE.COM